Guest pod — two-module series

Swiss Suites

One guest suite, built on the factory line and closed on site with a single joint.

18'-0" × 14'-10"

2 modules

267 sqft

7'-2½" clear Height

A hotel suite with a lorry for a front door.

Two modules, 18'-0" long and 7'-5" wide, leave the factory finished — bedroom, bathroom, entrance and a fourteen-foot wall of glass — and are lifted into place as one room. Nothing is built wet on site. Nothing is cut, plastered or painted there.

The plan is a measured one: the bed sits hard against the east wall, the glazing runs the full length of the north wall, and a five-foot service strip on the south carries the entrance, toilet, closet and a sealed service shaft. It is the arrangement on your Layout 2 drawing, held to the millimetre.

Contents

01 The pod

02 Exterior

03 Interior

04 Plan & arrangement

05 Module 1 & Module 2

06 Elevation & section

07 Construction

08 Delivery & assembly

09 Specification

Type A	Type B	This pod
15' × 17' · 255 sqft	12' × 18' · 216 sqft	18'-0" × 14'-10" · 267 sqft

Footprint	Floor area	Modules	Overall height
18'-0" × 14'-10"	267 sqft	2 × 18'-0" × 7'-5"	8'-2½"

{02} — Exterior

The entrance is the only solid wall.

A recessed portal in a continuous wall of vertical timber battens. The door opens inward into a 1,050 mm vestibule; the shaft grille to the right serves the sealed service riser.

Entrance elevation

18'-0" wide · 8'-2½" high

White walls, black steel, one wall of glass.

The ceiling is 7'-2½" clear — a flat panel grid with a black shadow line and surface-mounted track spots. Walls are white-painted panels with a recessed shadow-gap joint, floor is a dark stone tile, and the glazing is the only ornament.



Bedroom — bed hard on the east wall

2,030 × 1,855 mm overall



Two 7'-0" sliders · 13'-11" opening



Toilet — 2,387 × 1,281 mm clear

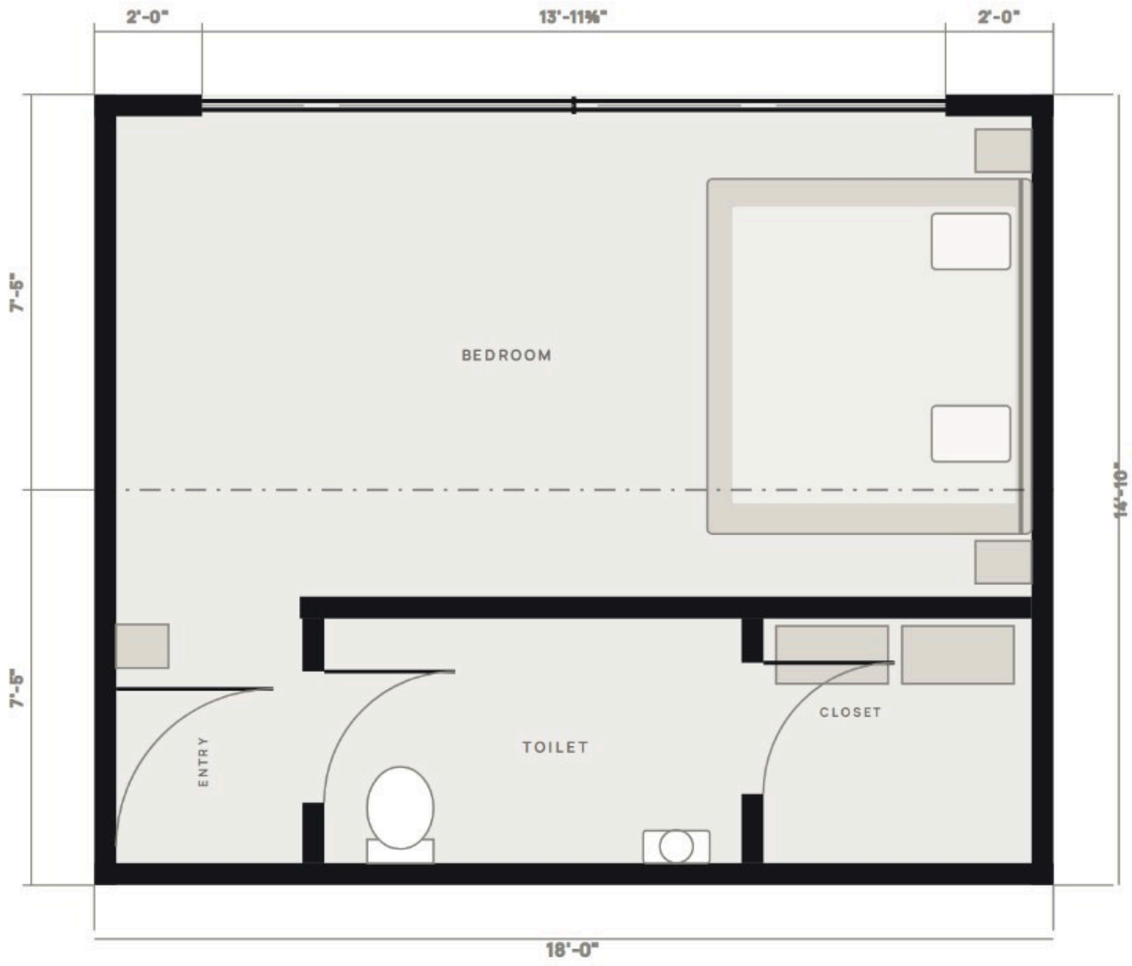

General arrangement · from Layout 2

Feet-inches · millimetres in brackets

{04} — Plan

The plan, held to the drawing.

Bedroom to the north, a five-foot service strip to the south. The bed is set hard on the east wall with a nightstand each side; the glazing is centred on the long wall with a two-foot pier at each end.

Footprint	**18'-0" × 14'-10"**
Modules	**2 × 18'-0" × 7'-5"**
Glazing opening	**13'-11⅜" × 7'-2½"**
Bed, overall	**2,030 × 1,855 mm**
Toilet, clear	**2,387 × 1,281 mm**
Vestibule passage	**1,050 mm**
Clear height	**2,197 mm**

Indicative general arrangement, drawn from Layout 2. Dimensions are the drawing's own; the module joint is the dashed line across the plan.

The service strip, made off in the factory.

18'-0" × 7'-5". The wet end of the pod — entrance, toilet, closet and the sealed riser — arrives with its plumbing and sanitaryware fitted. On site there is one connection to make.



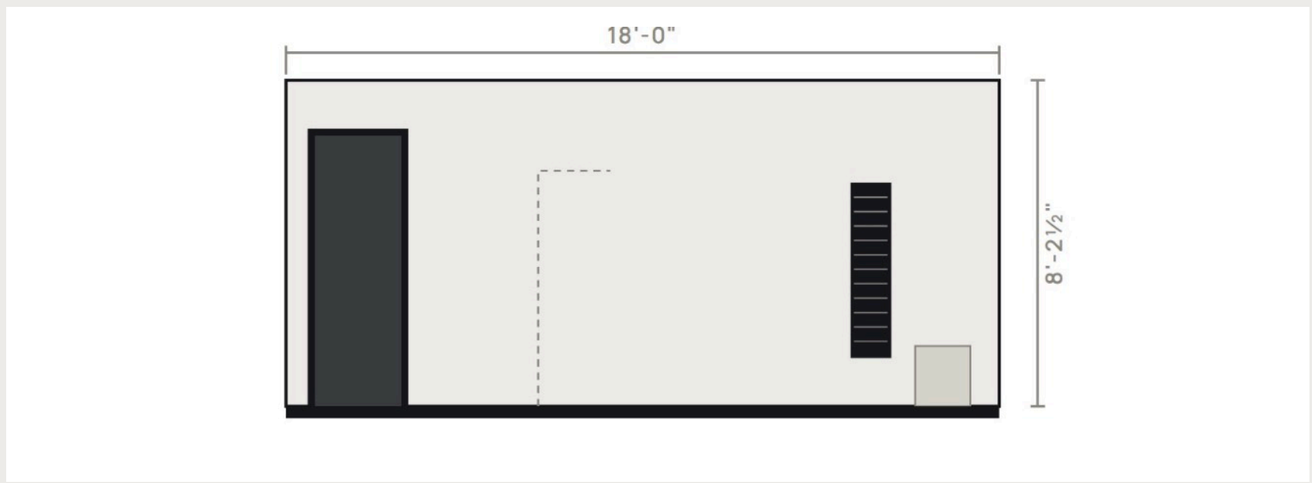

Module 1 — elevation, service side

1:50

Length	**18'-0" · 5,486**
Width	**7'-5" · 2,261**
Height, overall	**8'-2½" · 2,502**
Clear height	**7'-2½" · 2,197**
Toilet, clear	**2,387 × 1,281**
Vestibule passage	**1,050**
Riser	**Sealed, louvred face**

Finished in this module

Solid timber entry door in a black steel portal · wall-hung WC · white vanity with stone counter and black tapware · shower with fixed glass screen · closet shelving · sealed service riser.

Module dimensions are the drawing's; the module joint sits on the 18'-0" centreline. Weights and lifting points are issued with the construction set.

The room, glazed end to end.

18'-0" × 7'-5". The room itself: bed hard on the end wall, the two-panel glazed wall, ceiling grid and lighting. Set against Module 1 it becomes the 18'-0" × 14'-10" guest suite.



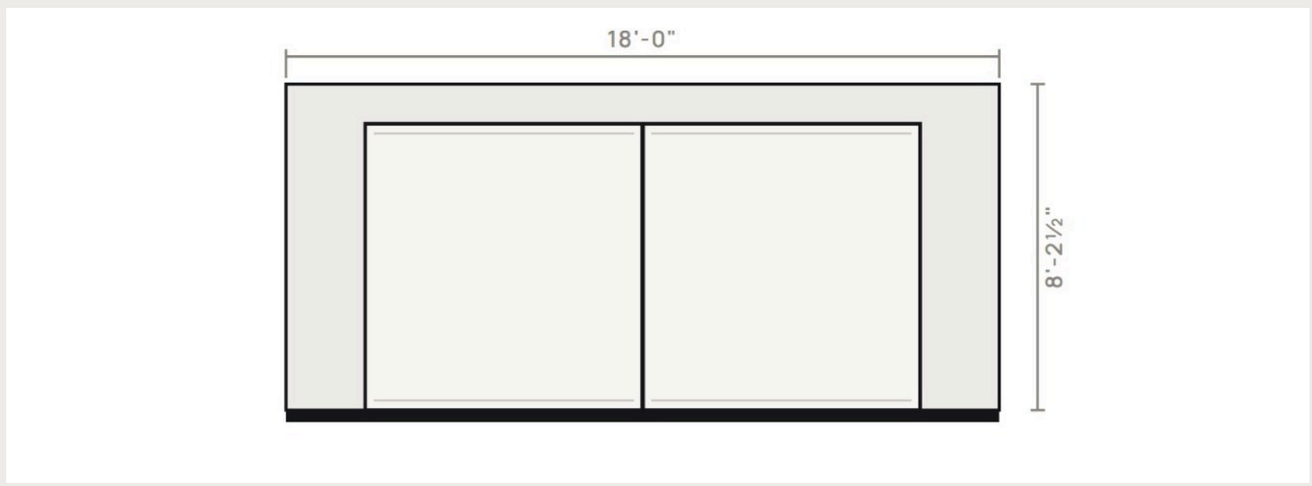

Module 2 — elevation, glazed side 1:50

Length	18'-0" · 5,486
Width	7'-5" · 2,261
Height, overall	8'-2½" · 2,502
Clear height	7'-2½" · 2,197
Glazing opening	13'-11⅜" × 7'-2½"
Glazed panels	2 × 7'-0"
Bed, overall	2,030 × 1,855

Finished in this module

Platform bed 2,030 × 1,855 with upholstered headboard · two timber nightstands · two sliding UPVC panels, 8 mm glass · sheer curtain · white painted lining, stone floor, ceiling grid with track spots and pendant.

Glazing is a fixed UPVC unit with 8 mm glass in the client's specification. Screens and soft furnishings are quoted per project.

Two 7'-0" sliders, one 14-foot opening.

A single opening 13'-11⅜" wide and 7'-2½" high, set between 2'-0" clad piers and closed by two sliding panels on one slim mullion. Nothing else is punched through the long wall.

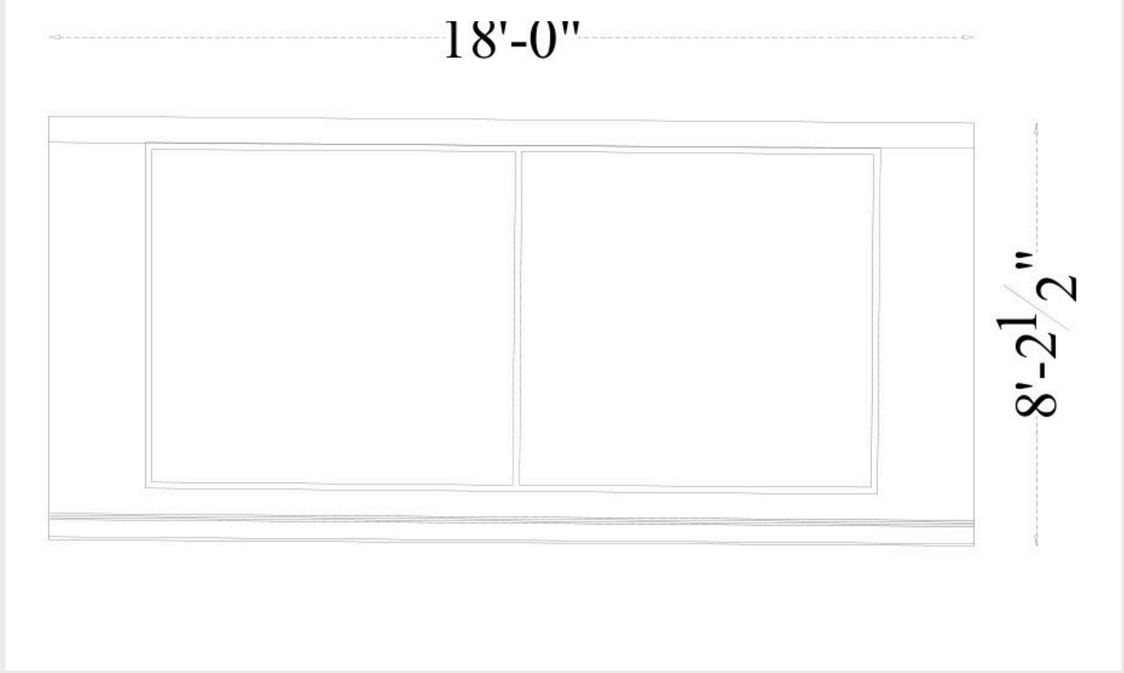

North elevation — glazed 1:50

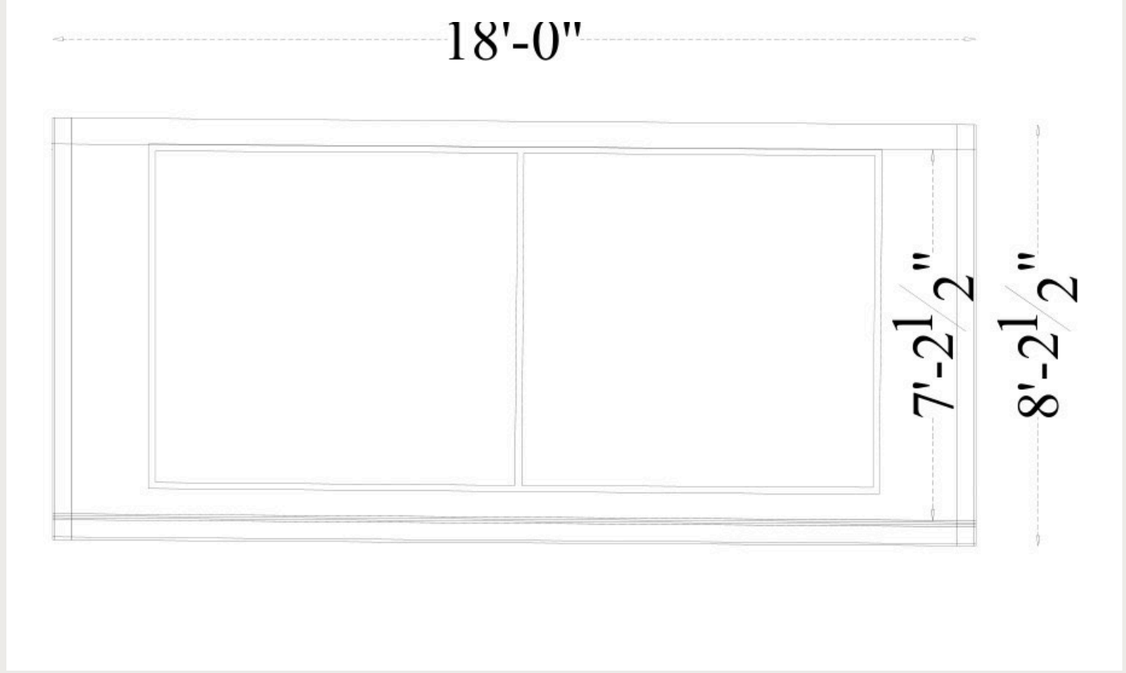

Section — 7'-2½" clear 1:50

Opening
4,252 × 2,197

Panels
2 × 7'-0"

Clear height
7'-2½"

Clad piers
2'-0" each

Glazing

Fixed UPVC unit, 8 mm glass, 4,252 × 2,197 mm (100.55 sqft). Sliding panels as specified; screens and sheer curtains by others.

Envelope

8'-2½" above finished floor: 7'-2½" clear, a 12" roof cassette over. 220 mm chassis below FFL — 2,722 mm physical for transport.

Finish

Vertical timber battens on a drained cavity, matte-black steel at every edge, recessed base shadow gap, black fascia capping the wall.

A steel chassis, a boarded box, a timber skin.

Every module is built on a hot-formed MS SHS chassis with cold-formed studs at 400 mm centres. Walls are 125 mm (5"); the skin is vertical timber over a drained cavity, the core is insulated and isolated, and the inside is lined in white-painted fibre cement board.

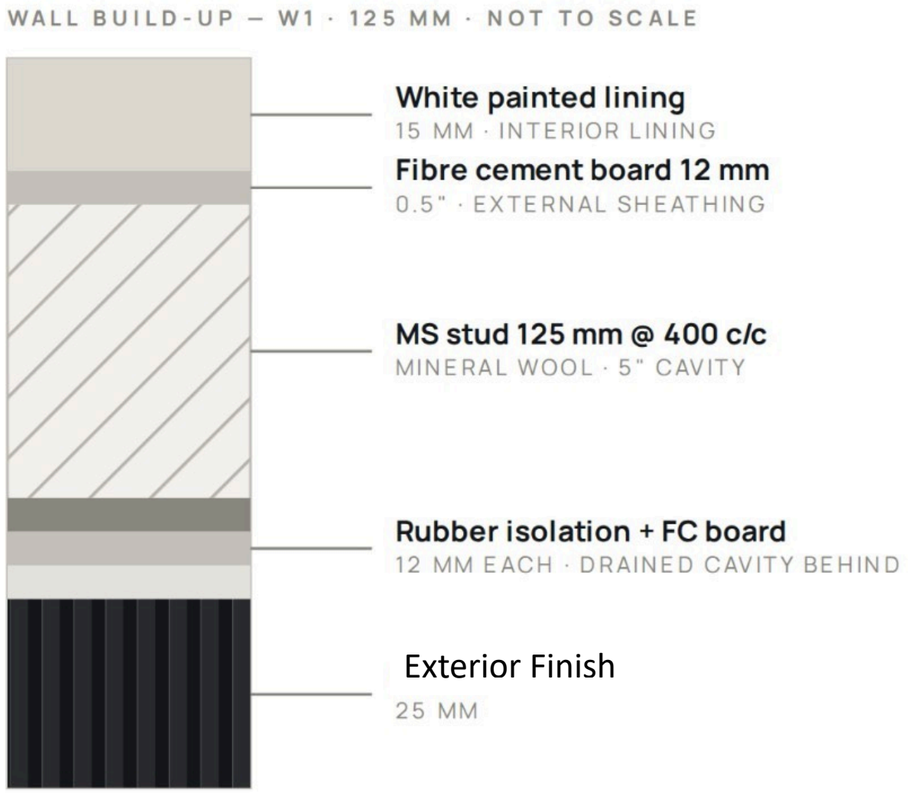

Chassis	**Hot-formed MS SHS**
Studs	**Cold-formed MS @ 400 c/c**
Wall	**125 mm (5")**
Boarding	**Fibre cement 12 mm**
Isolation	**Rubber sheet 12 mm**
Roof	**305 mm cassette (12")**
Chassis depth	**220 mm below FFL**
Cladding	**Timber battens — drained**
Joint	**Clip + sealant**

Build-up is indicative. The factory specification sheet and the Rev D drawing set govern; cladding, lining and insulation options are quoted per project.

Two modules.
One joint.
Two to four days.

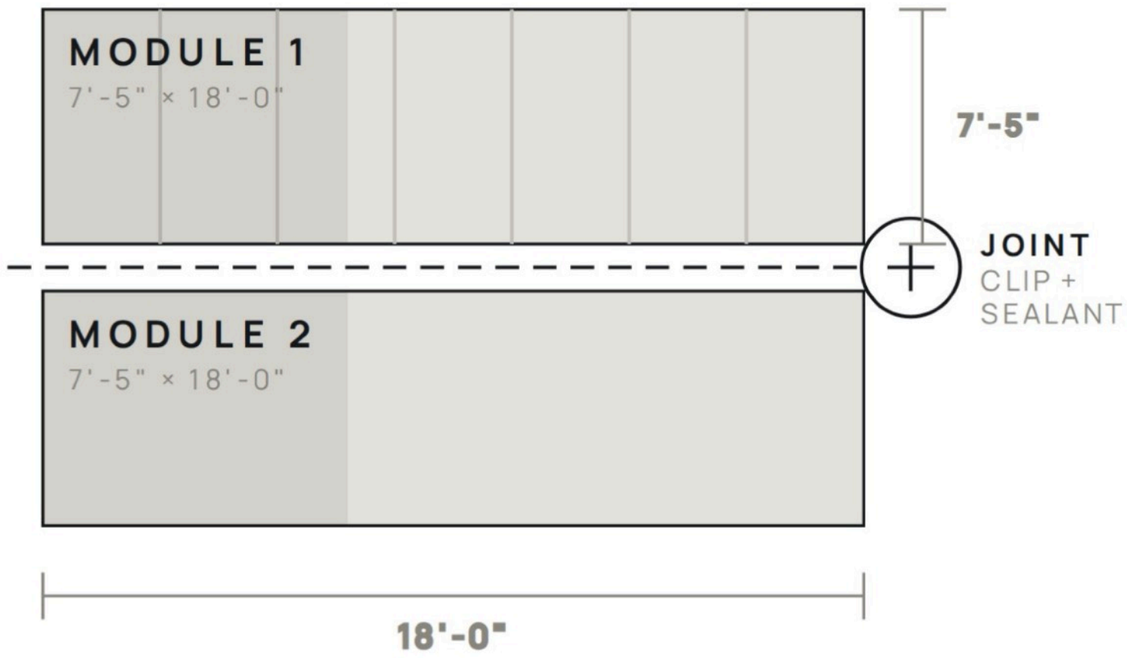

The pod leaves the factory as two 18'-0" × 7'-5" modules, each finished inside and out. On site the crane sets one against the other, the factory-set lap closes, and the joint is sealed — no wet trades, no site cutting, no second fix.

01 **Set the datum**
Level pad, screw piles or a plinth; the chassis sits 220 mm above finished ground.

02 **Ship**
Two modules, finished and wrapped, in standard container freight.

03 **Lift**
Crane or hiab sets each module on the chassis line; alignment is factory-set.

04 **Join**
Clip and sealant close the stepped lap. Two to four days on site, start to finish.

05 **Connect**
Power, water and waste land in the sealed service shaft; the pod is ready to let.

Site works, foundations and local approvals are quoted separately. Final connection detail is issued with the construction set.

Shipping
2 modules

Assembly
2–4 days

Joints
1

Transport, site assembly, foundations and design sit outside the ex-works price and are quoted per project. Dimensions are the client's Layout 2; heights follow Rev D of the drawing set.

{09} — Specification

Every line, stated.

Rows marked [confirm] are pending the factory specification sheet. Your written quotation is definitive.

Dimensions

Footprint	18'-0" × 14'-10" · 5,486 × 4,521
Modules	2 × 18'-0" × 7'-5" · 5,486 × 2,261
Floor area	267 sqft gross
Overall height	8'-2½" · 2,502 above FFL
Clear height	7'-2½" · 2,197
Roof cassette	12" · 305
Chassis below FFL	220 mm
Transport height	2,722 mm physical

Envelope

Glazing	4,252 × 2,197 · UPVC, 8 mm
Wall	125 mm (5")
Boarding	Fibre cement 12 mm (0.5")
Insulation	Mineral wool
Isolation	Rubber sheet 12 mm (0.5")
Cladding	Vertical timber battens

Accommodation

Guest programme	Bedroom · toilet · entry
Bed, overall	2,030 × 1,855 mm
Toilet, clear	2,387 × 1,281 mm
Vestibule passage	1,050 mm
Storage	Closet + sealed service shaft
Floor finish	Stone tile

Services

Electrical	Factory-fitted
Lighting	Track spots + pendant
Plumbing	WC · basin · shower
Air conditioning	Split system [on Extra Cost]

Commercial

Shipping	2 modules · container freight
Assembly	2–4 days · clip + sealant
Lead time	4-6 Weeks
Warranty	1 Year
Price basis	Ex-works, India

Built in the factory. Joined on site.

Tell us the site, the climate and the guest programme. We will return a configuration, a drawing set and an ex-works quotation.

Web
fabmount.co

Email
info@fabmount.co

Phone
+91 90057 24364

Made in India